

Hydro Beam X7

Light Efficiency:

6 Lumen/Watt

Dominant Wavelength:

524nm

Output:

665lm

Power:

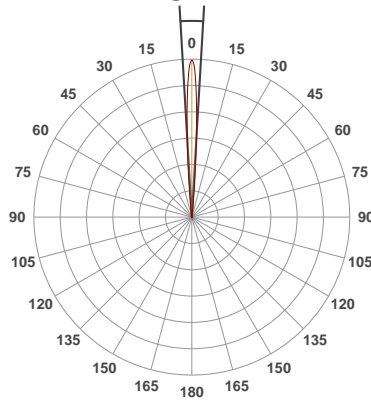
118.6W

Peak:

47714cd

Beam Angle

6.7°



Product Name:

Hydro Beam X7

Test:

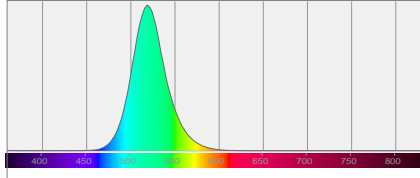
Zoom In Green

Date:

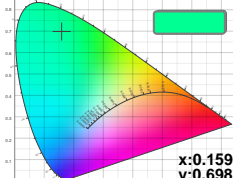
6/20/2019

Note:

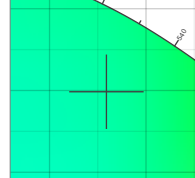
Spectral Distribution



Color Coordinates



Zoom Color Point



Distance (meter)

Distance (feet)

1

3.3

2

6.6

3

9.8

4

13.1

5

16.4

Lux*

6.7°

Foot Candles*

*measured at
center of beam

Beam Width (meter)

Beam Width (feet)

0.1

0.4

0.2

0.8

0.3

1.1

0.5

1.5

0.6

1.9

Beam Angle 50%	Field Angle 10%	Cutoff Angle 2,5%	Intensity Ratio in 120° Cone	Intensity Ratio in 90° Cone
6.7°	11.5°	13.9°	100.0%	100.0%

Beam Intensities from 1-20m

m	1	2	3	4	5	6	7	8	9	10	11	12	13	14	15	16	17	18	19	20
ft	3.3	6.6	9.8	13.1	16.4	19.7	23	26.2	29.5	32.8	36.1	39.4	42.7	45.9	49.2	52.5	55.8	59.1	62.3	65.6
lx	47640	11910	5293	2977	1906	1323	972	744	588	476	394	331	282	243	212	186	165	147	132	119
fcd	4425.9	1106.5	491.8	276.6	177	122.9	90.3	69.2	54.6	44.3	36.6	30.7	26.2	22.6	19.7	17.3	15.3	13.7	12.3	11.1